EDITION 2027

J.S.® Gear

COMPANY PROFILE

Crane Duty · Parallel Shaft · HT Series · Extruder Duty

Your Specialist for Gearboxes

INDUSTRIAL GEARBOX MANUFACTURER

INFRASTRUCTURE · CAPACITY

Infrastructure & Capacity

Manufacturing campus · Bakrol-Bujrang, Ahmedabad, India

5,000 sq yd
TOTAL FACTORY AREA

38
MACHINES & EQUIPMENT

75 %
SOLAR-POWERED OPERATIONS

UNDER ONE ROOF

AHMEDABAD · GUJARAT · INDIA

01	02	03	04	05	06
Design	**Machining**	**Gear Cutting**	**Grinding**	**Assembly**	**Paint & Dispatch**
SolidWorks · KISSsoft	CNC · VMC · HMC	Hobbing up to Ø800	CNC profile grinding	Test-run every unit	Packed to order

SUSTAINABILITY

SOLAR POWERED

75%

RENEWABLE ENERGY

Powered by the sun.

J.S. Gear has reached a milestone in sustainability by transitioning to solar power. With its own solar installation, the plant operates on 75% renewable energy — a firm commitment to environmental responsibility.

CERTIFICATIONS & LICENCES

ISO 9001:2015 CERTIFIED



ISO 9001:2015
Quality management



SOLIDWORKS
Professional licence



KISSSOFT
Gear design licence



MASTERCAM
CAM licence

INFRASTRUCTURE · PLANT & MACHINERY

Factory Machinery

In-house machining, gear cutting, grinding and assembly

MACHINERY LIST

38 MACHINES & EQUIPMENT

PROCESS	MACHINE	CAPACITY	QTY
TURNING 4 units	CNC Turning	Ø 450 × 1050 mm	01
	CNC Turning	Ø 550 × 800 mm	01
	CNC Turning	Ø 350 × 700 mm	01
	CNC Turning	Ø 200 × 400 mm	01
MACHINING CENTRES 6 units	VMC	Working 1800 × 700	01
	VMC	Working 1050 × 450	01
	HMC	630 × 630	01
	HMC	500 × 500	01
	HMC	300 × 300	01
	Boring — DRO	Size 125	01
GEAR HOBBING 6 units	Hobbing	Ø 800 × 14 module	01
	Hobbing	Ø 630 × 10 module	01
	Hobbing	Ø 500 × 8 module	01
	Hobbing	Ø 280 × 5 module	03
GEAR GRINDING 2 units	CNC Gear Grinding	Ø 400 — profile	01
	CNC Gear Grinding	Ø 500 — profile	01
GENERAL MACHINING 8 units	Conventional Milling	—	01
	Conventional Lathe	—	04
	Broaching Machine	Internal keyway	01
	Slotting Machine	Stroke 400 mm	02
HANDLING & ASSEMBLY 12 units	EOT Crane	5 ton capacity	08
	Hydraulic Press	—	04

HC & HD SERIES · CRANE DUTY

Crane Duty Helical Gearboxes

Engineered for hoisting, long travel and cross travel duty

CI BODY

FABRICATED



OVERVIEW

Built on three decades of crane-duty experience, the HC and HD series deliver the strength, reliability and efficiency demanded by modern material handling — from EOT cranes and hoists to heavy steel-plant duty.

FULL TECHNICAL DATA

Dimensions, ratings and selection tables are in the Crane Duty Gearbox Catalogue 2027.

KEY FEATURES

STAGES	HC three stage · HD four stage (with primary reduction)
SIZE RANGE	HC-250 up to HC-1400; fast-delivery range up to HC-800
GEAR RATIOS	Available up to 630:1
GEARS	High-grade alloy steel, case hardened to HRC 58–60 and profile ground to DIN 6 / 7
BEARINGS	Heavy-duty roller bearings
HOUSING	Graded cast iron, or fabricated steel for heavy duty
MOUNTING	Horizontal and vertical
OUTPUT	Solid shaft as standard · geared output (gear ring) optional

SCAN FOR DETAILS & VIDEOS
WWW.JSGEARS.IN

LT SERIES · CRANE DUTY

LT Series Gearboxes

Two stage · For heavy-duty steel mill EOT cranes

CI BODY

FABRICATED



OVERVIEW

Specially designed for heavy-duty steel mill EOT crane applications — long travel and cross travel mechanisms — where compact two-stage reduction and rugged construction are essential.

KEY FEATURES

SIZES	LT-250 · LT-305 · LT-360
STAGES	Two stage helical
GEAR RATIOS	Up to 29:1
INPUT POWER	Up to 52.5 kW at 1500 rpm
GEARS	Case hardened and profile ground helical gears for maximum strength
BEARINGS	Roller bearing design for enhanced load-carrying capacity
HOUSING	Cast iron — rugged and durable · fabricated steel for extreme duty
MOUNTING	Horizontal and vertical

SCAN FOR DETAILS & VIDEOS
WWW.JSGEARS.IN

HT SERIES · HELICAL

HT Series Helical Gearboxes

Engineered for hoisting · EOT crane hoists and winches



OVERVIEW

Purpose-built for single-girder EOT crane hoists and winches. The motor mounts directly on the hollow input, and the long centre distance keeps the drum clear of the motor for easy installation.

MODEL RANGE

MODEL	OUTPUT HOLLOW	MAX RATIO
HT-53	Ø 35	66:1
HT-63	Ø 40	66:1
HT-73	Ø 50	126:1
HT-83	Ø 60	130:1
HT-93	Ø 70	140:1
HT-103	Ø 90	130:1

Output hollow bore in mm (standard).

KEY FEATURES

MOTOR MOUNTING	Direct hollow-input mounting, frames P80 to P132; solid input available
CENTRE DISTANCE	Long centre distance — no fouling between drum and motor
OUTPUT	Standard hollow output shaft with output flange for quick mounting
GEARS	High-grade alloy steel, case hardened and CNC profile ground to DIN 5–6 accuracy
PERFORMANCE	Low noise, excellent stability and minimal maintenance
CONSTRUCTION	Robust build for heavy-duty crane operation

SCAN FOR DETAILS & VIDEOS
WWW.JSGEARS.IN

PARALLEL SHAFT · HELICAL

Parallel Shaft Helical Gearboxes

Engineered for high performance · built for demanding applications

CI BODY

FABRICATED





OVERVIEW

A robust range of parallel shaft helical gearboxes in single, two, three and four stage configurations, with centre distances up to 630 mm in the final stage — designed for superior torque transmission and long-lasting reliability.

MODEL RANGE

TYPE	STAGES	SIZE	RATIO
SAH	Single stage	110 - 200	1:1 - 6:1
SBH	Two stage	110 - 315	6:1 - 25:1
HC	Three stage	100 - 630	25:1 - 140:1
HD	Four stage	200 - 630	140:1 - 650:1

Size = centre distance in mm.

KEY FEATURES

POWER RATING	Up to 500 kW
MOUNTING	Foot and flange mounted (customisable)
OUTPUT	Solid output shaft
GEARS	High-grade alloy steel, case hardened and precision profile ground
HOUSING	Cast iron or fabricated steel — rugged construction, excellent heat dissipation
BEARINGS	Heavy-duty roller bearings for smooth operation and long service life
LUBRICATION	Splash as standard; forced lubrication available for the application

SCAN FOR DETAILS & VIDEOS
WWW.JSGEARS.IN

SBH SERIES · EXTRUDER DUTY

Extruder Duty Helical Gearboxes

High torque · heavy-duty thrust · continuous operation

CI BODY



OVERVIEW

Engineered for extrusion machinery, where gearboxes must take high torque and heavy axial thrust in prolonged, continuous operation without compromising on quality or performance.

KEY FEATURES

TYPES	Single stage and two stage models
GEAR RATIOS	6:1 to 22:1
HOUSING	Graded cast iron for strength and durability
GEARS	High-grade alloy steel, case hardened and precision profile ground
THRUST BEARING	Spherical roller thrust bearings (294 series) and other high-capacity bearings
COOLING	In-built water cooling for efficient thermal management
LUBRICATION	Optional oil pump for enhanced performance
MOUNTING	Horizontal standard; vertical on request

SCAN FOR DETAILS & VIDEOS
WWW.JSGEARS.IN

CUSTOM SOLUTIONS

Custom Made Gearboxes

Designed as per client requirements







ENGINEERED TO YOUR DUTY

When a standard model does not fit, our design team engineers a gearbox around your application — shaft arrangement, mounting, ratio and housing — and shares the GA drawing for approval before manufacture.

WHAT WE CUSTOMISE

SHAFTS	Custom input / output shaft dimensions
MOUNTING	Foot, flange and special arrangements
HOUSING	Cast iron or fabricated steel
DRAWINGS	GA drawing for approval before manufacture

REPLACEMENT FOR YOUR EXISTING GEARBOX

ANY MAKE

UPGRADE WITH J.S. GEAR

Replacing an old gearbox?

Share the details of your existing gearbox — make, ratio, power and mounting. We propose the J.S. Gear standard model suited to your duty, with a GA drawing for your approval, so it fits your installation with case-hardened, profile-ground gears and DIN-6 quality.

- Standard J.S. Gear models with GA drawings
- Fabricated or cast iron housing
- For older J.S. Gear units, send a nameplate photo



SERVICE · REPAIR · RECONDITIONING

Gearbox Service & Repair

Repair and recondition existing gearboxes of any make

WHY REPAIR & SERVICE GEARBOXES

8 BENEFITS

01 Cost-Effective Solution
An alternative to buying new gearboxes

02 Extended Equipment Life
Improves reliability and machinery lifespan

03 Quick Turnaround
Faster than sourcing and installing new units

04 Lower Component Costs
Savings on gear parts

05 Improved Performance
Smoother, more efficient operation

06 Upgrade Opportunities
Better efficiency and durability

07 Minimal Downtime
Often needs less installation time

08 All Gearbox Types
Any model or make serviced

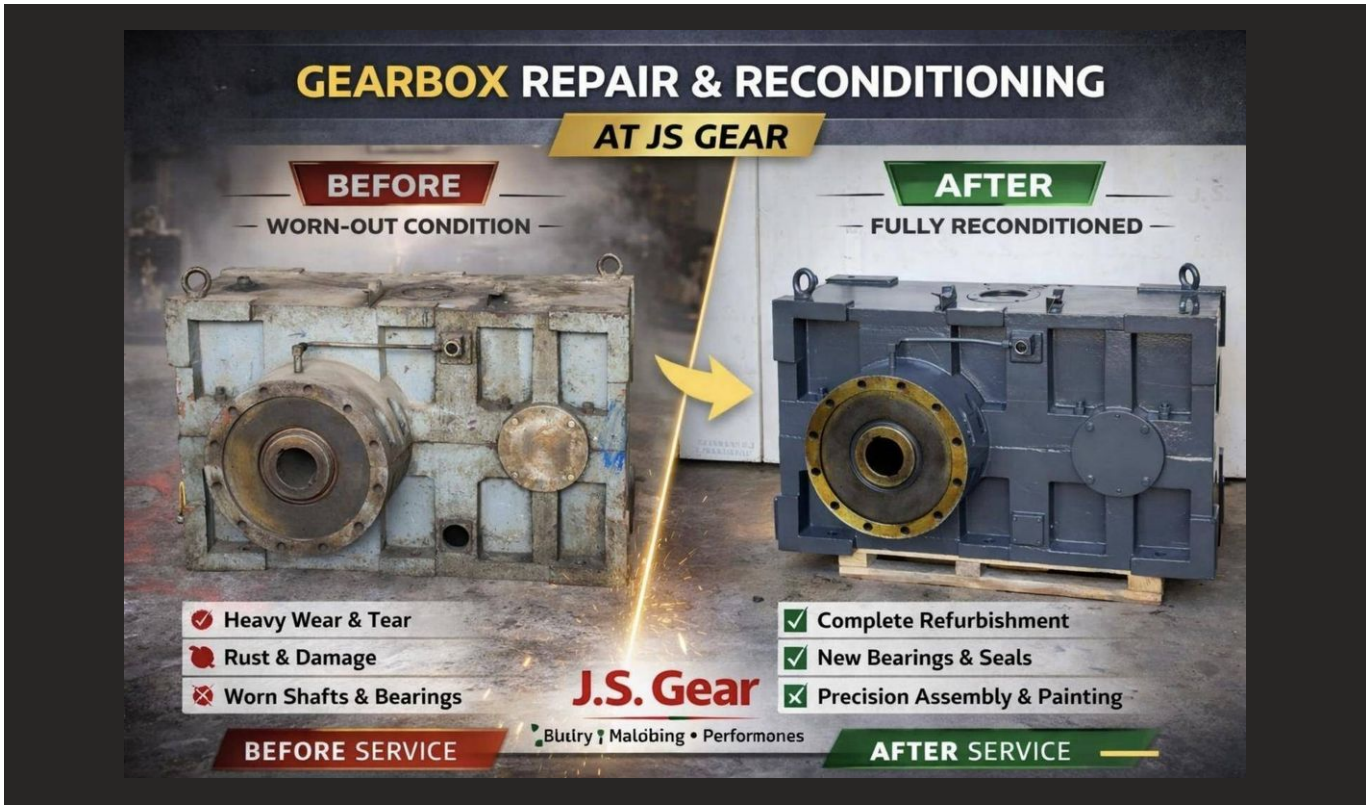

BEFORE & AFTER

RECENT JOBS



J.S. GEAR · COMPANY PROFILE 2027

Notes

For your gearbox requirements, references and follow-up

J.S. Gear

SINCE 1990
AHMEDABAD · INDIA

GET IN TOUCH

Contact Us

For gearbox selection, custom designs, drawings or service & repair, get in touch.

ADDRESS

51, 52, 53, 54, Saundarya Industrial Park,
Bakrol-Bujrang, Taluka: Daskroi,
Ahmedabad – 382430, Gujarat, India

PHONE

+91 72111 28033

EMAIL

jsgears@jsgears.in

WEBSITE

www.jsgears.in

SCAN TO VISIT
www.jsgears.in

OUR PRODUCT RANGE

- Crane Duty Gearboxes · HC, HD, LT Series
- Parallel Shaft Helical Gearboxes
- Custom Made Gearboxes
- HT Series Helical Gearboxes
- Extruder Duty Gearboxes
- Gearbox Service & Repair

Your Specialist for Gearboxes

© 2027 J.S. Gear. All rights reserved. Specifications are subject to change without notice.